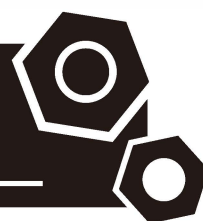


# **Generator set Sound-proof type PR275P-SAE**

## **SPECIFICATIONS**



**[www.prpower.com](http://www.prpower.com) | 1300 399 499**

PR Power reserves the right to make changes in model, technical specification, color, configuration and accessories without prior notice. Please contact the sales team before ordering.

Rev. [July].[2023]

## 1 Standards & Conditions

### Design Standards

The designs and the productions are in conformity with:

- Conformance Européenne (CE)
- ISO8528-5:2005
- AS 3000-2018
- AS 3010-2017

### Environmental Operating Conditions

- Installation place: Outdoors or indoors (well ventilated).
- Ambient temperature: -25°C to 50°C. The coolant heater is needed when the temperature is below 5°C
- Humidity: Less than 90%.
- Altitude: Below one thousand (1000) meters above sea level.

### Factory Inspection

- Inspection items.
- Protection devices working test.
- Starting ability in normal temperature.
- 50% rated power load moment capability.
- Voltage deviation and speed variation: 0%, 25%, 50%, 75%, 100%, 110% Load.

### Painting Process

- Painting process specifications and colors are based on the manufacturer's standard.
- The customer could also choose the color which the manufacturer offers.

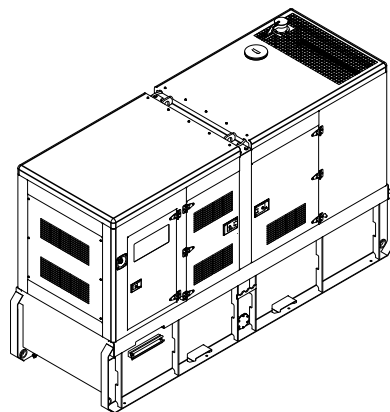
## 2 General Features

- Perkins engine 1206A-E70TTAG3
- Close coupled to Leroy Somer alternator LSA46.3S5
- Microprocessor control module PLC-7420
- ABB main circuit breaker: 400A
- Rotate speed governor: Electrical governor
- Excitation System: Self Excited, SHUNT
- A.V.R. Model: R250
- Key switch
- Emergency stop switch
- ATS (automatic transfer switch) receptacle
- Remote run connector
- 2x12V/120AH sealed for life maintenance free battery

- Remote run connector
- Lockable battery isolator switch
- Powder coated canopy
- 50°C radiator
- Oil pump on the engine
- Non-returning valve for fuel inlet hose of the engine
- Steel base frame with forklift slots
- Vibration isolators between the engine/alternator and base frame
- Dry type air filter
- Base fuel tank for 19 hours running
- Drain points for fuel tank
- Breather valve for fuel tank
- Operation Manual / Specifications

## 3 Equipment Specification

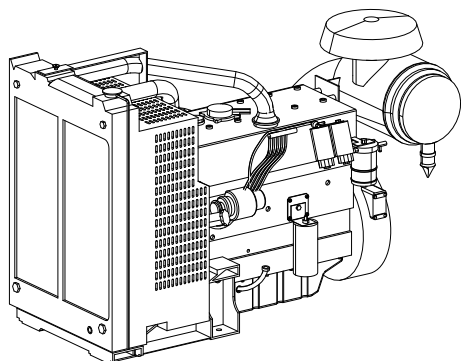
### General technical data



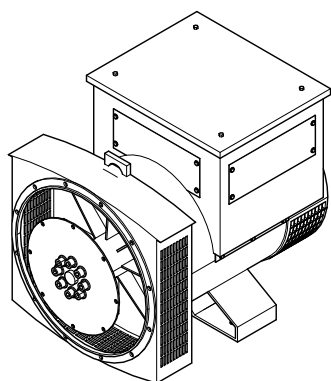
Model.....	PR275P-SAE
Structure type .....	R
Tank capacity.....	1080L
Dry weight.....	3204kg
Noise level @7m .....	74.2dBA
Dimensions L×W×H.....	3840x1322x2090mm
Standby Power .....	275kVA/220kW
Prime Power .....	250kVA/200kW
Voltage/Ampere .....	415V/348A

Genset Fuel Consumption					
Frequency/Load	25%	50%	75%	100%	110%
50Hz (L/h)	15.4	28.1	41.5	56.9	64.5

## Dck Yf 'GnghYa

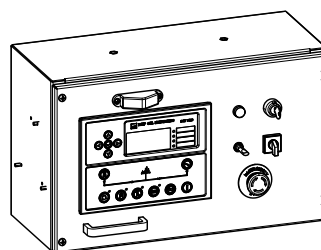


Engine Manufacturer/Brand.....	Perkins
Engine Model.....	1206A-E70TTAG3
Dimensions L×W×H.....	1878×949×1426mm
Dry Weight (approx.) .....	797kg
Number of Cylinders.....	6
Bore.....	105mm
Stroke .....	135mm
Displacement.....	7.01L
Compression Ratio.....	15.8
Type of Injection .....	Direct injection
Intake System.....	Turbocharged and air charge cooled
Intake Resistance.....	≤8kPa
Cooling System .....	Water cooled
Fan .....	Pusher
Battery Voltage .....	12V
Type of Fuel.....	ASTM D975, Class 1D & Class 2D
Type of Oil .....	API-CH4/ACEA E5
Oil Capacity .....	16.0L
Type of Coolant .....	Glycol mixture
Coolant Capacity .....	25.0L
Back Pressure .....	6.0kPa
Standby Power .....	248.6kW
Prime Power .....	226.2kW
Fuel Consumption(100%load).....	56.9L/h



Alternator Manufacturer/Brand .....	Leroy Somer
Alternator Model .....	LSA46.3S5
Exciter.....	Brushless
Cooling Fan .....	Cast alloy aluminum
Windings.....	100% copper
Insulation Class .....	H
Winding Pitch.....	2/3
Terminals .....	12
Drip Proof .....	IP23
Altitude.....	≤1000m
Overspeed .....	2250rpm
Air Flow.....	0.37m³/s(50Hz),0.44m³/s(60Hz)
Voltage Regulation .....	±0.5%
Total harmonic TGH / THC at no load < 2 % - on load < 2%	
Telephone Interference.....	THF<2%;TIF<50

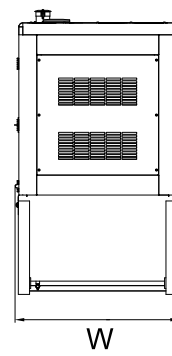
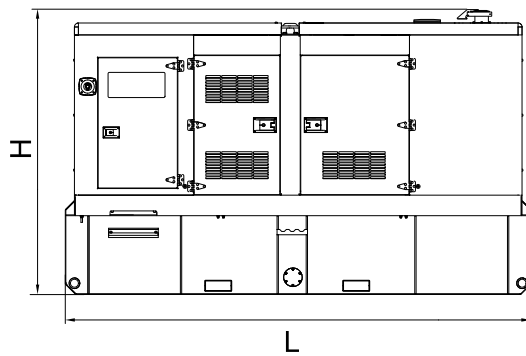
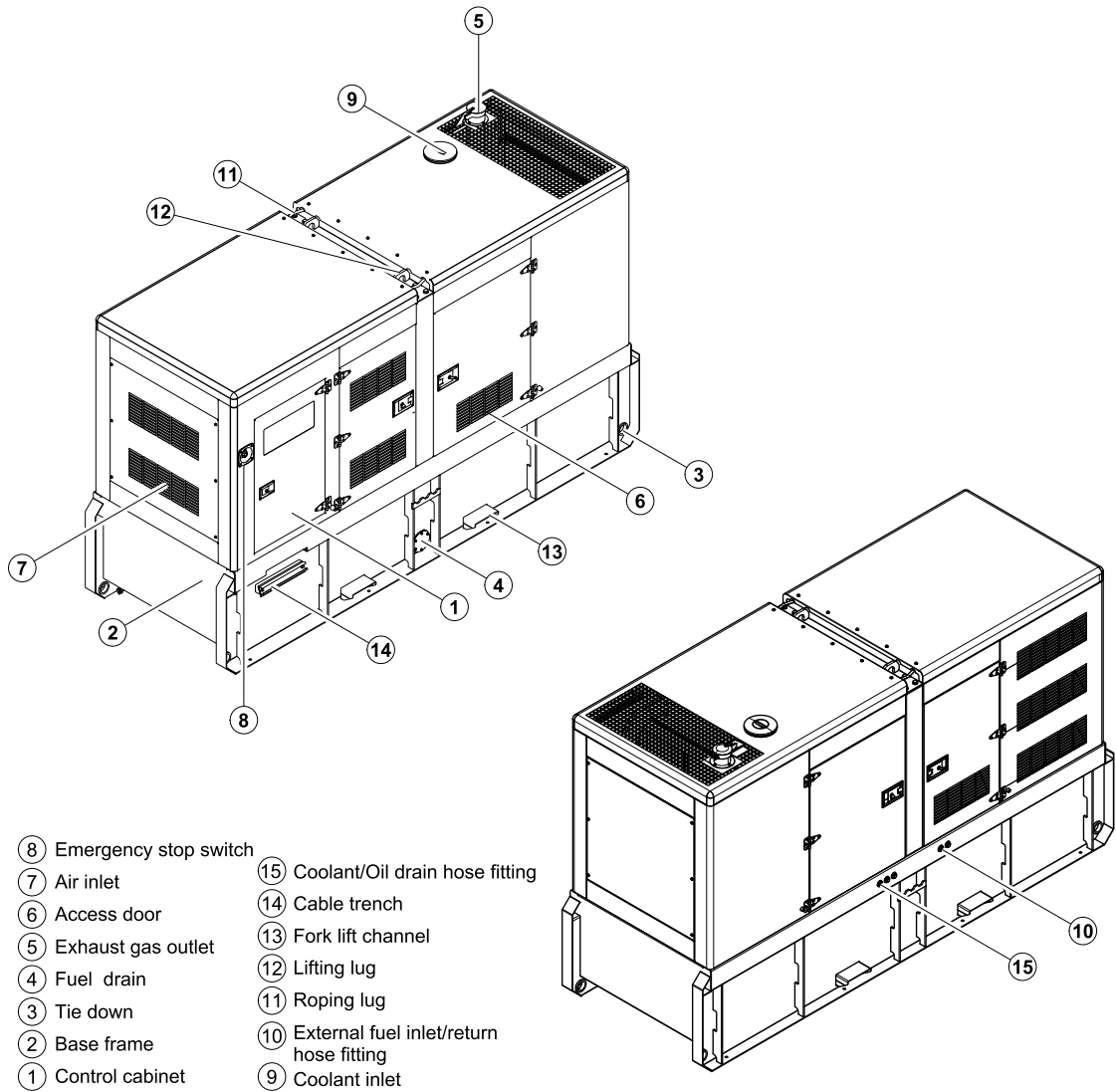
## PLC-7420 Control System



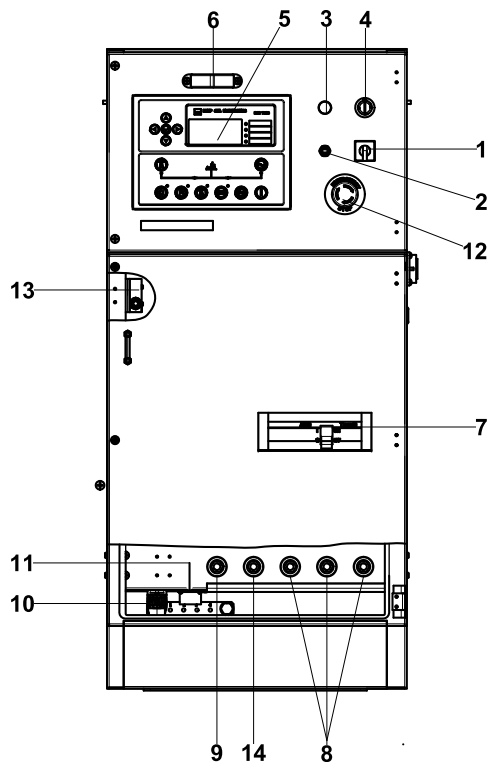
PLC-7420 is an advanced control module based on micro-processor, containing all necessary functions for protection of the genset and the breaker control. It can monitor the mains supply, and automatically start the engine when the mains is abnormal. Accurately measure various operational parameters and display all values and alarms information on the LCD. In addition, the control module can automatically shut down the engine and indicate the engine failure.

- Microprocessor control, with high stability and credibility
- Monitoring and measuring operational parameters of the mains supply and genset
- Indicating operation status, fault conditions, all parameters and alarms
- Multiple protections; multiple parameters display, like pressure, temp. etc.
- Manual, automatic and remote work mode selectable
- Real time clock for time and date display, overall runtime display, 250 log entries
- Overall power output display
- Integral speed/frequency detecting, telling status of start, rated operation, overspeed etc.
- Communication with PC via RS485 OR RS232 interface, using MODBUS protocol

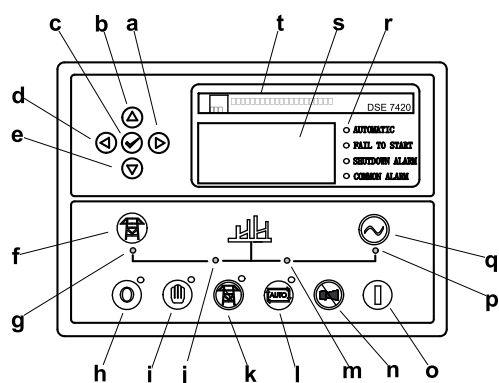
## 4 Overall Dimensions



## 5 Control System



**Control & Field wiring cabinet**



**Control module**

Ref.	Description
1	Mains input changeover switch
2	Control cabinet lamp switch
3	Charge indicator
4	Key switch
5	Control module
6	Control cabinet lamp
7	Main circuit breaker
8	Live wire terminals
9	Neutral wire terminal
10	Mains input/Remote control communication connector
11	Mains input/Remote control/ATS communication connector
12	Emergency stop switch
13	Limit switch
14	Ground wire terminal

a	Button (next page)
b	Button (increase value / previous item)
c	Button (accept)
d	Button (previous page)
e	Button (decrease value / next item)
f	Button (transfer the load to the mains supply, when in Manual mode only)
g	Mains supply available LED
h	Stop / Reset button
i	Manual button (Manual control mode)
j	Mains supply on load LED
k	Test button (Test mode)
l	Auto button (Auto mode)
m	Genset on load LED
n	Mute/Lamp test button
o	Start button (Manual)
p	Genset available LED
q	Button (transfer the load to the genset, when in Manual mode only)
r	Alarm LED (4 alarm items)
s	LCD display
t	Control module name