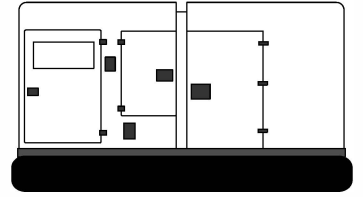
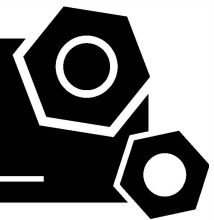


**PR**POWER



**Generator set**  
**Sound-proof type**  
**PR350C-SAE**

**SPECIFICATIONS**



**[www.prpower.com](http://www.prpower.com) | 1300 399 499**

PR Power reserves the right to make changes in model, technical specification, color, configuration and accessories without prior notice. Please contact the sales team before ordering.

Rev. [July].[2023]

## 1 Standards & Conditions

### Design Standards

The designs and the productions are in conformity with:

- Conformance Européenne (CE)
- ISO8528-5:2005
- AS 3000-2018
- AS 3010-2017

### Environmental Operating Conditions

- Installation place: Outdoors or indoors (well ventilated).
- Ambient temperature: -25°C to 50°C. The coolant heater is needed when the temperature is below 5°C
- Humidity: Less than 80%.
- Altitude: Below one thousand (1000) meters.

### Factory Inspection

- Inspection items.
- Protection devices working test.
- Starting ability in normal temperature.
- 50% rated power load moment capability.
- Voltage deviation and speed variation: 0%, 25%, 50%, 75%, 100%, 110% Load.

### Painting Process

- Painting process specifications and colors are based on the manufacturer's standard.
- The customer could also choose the color which the manufacturer offers.

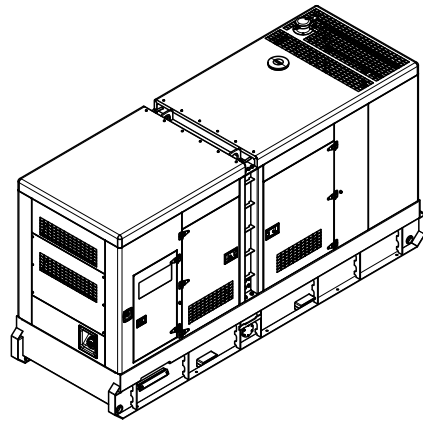
## 2 General Features

- Cummins engine 6LTAA9.5-G1
- Close coupled to LSA alternator LSA46.3L10
- Microprocessor control module PLC-7420
- ABB main circuit breaker: 500A, 4P
- Rotate speed governor: Electrical governor
- Excitation System: SHUNT
- A.V.R.Model: R250
- Key switch
- Emergency stop switch
- ATS (automatic transfer switch) receptacle
- 2x12V/120AH sealed for life maintenance free battery

- Lockable battery isolator switch
- 50°C radiator
- Oil pump on the engine
- Steel base frame with lifting lug
- Vibration isolators between the engine/alternator and base frame
- Dry type air filter
- Base fuel tank for 21 hours running
- Drain points for fuel tank
- Operation Manual / Specifications

## 3 Equipment Specification

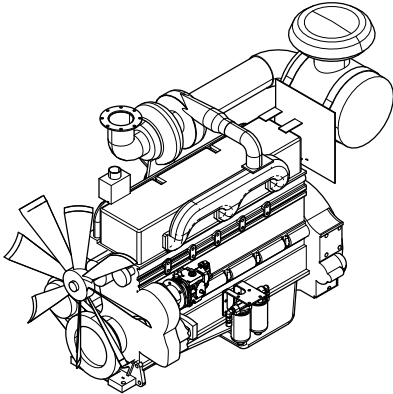
### General technical data



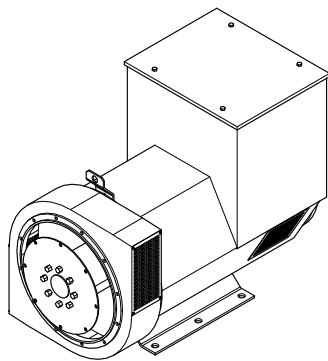
Model.....PR350C-SAE  
 Structure type ..... R  
 Tank capacity..... 1500L  
 Dry weight..... 4140kg  
 Sound pressure level @7m .....75.7dBA  
 Dimensions L×W×H.....4242×1463×2482mm  
 Standby Power ..... 352kVA/282kW  
 Prime Power ..... 320kVA/256kW

Voltage	380V	400V	415V	440V	
Ampere	486.2A	461.9A	445.2A	419.0A	
<b>Genset Fuel Consumption</b>					
Frequency/Load	25%	50%	75%	100%	110%
50Hz (L/h)	18	35	52	70	78

## Power System

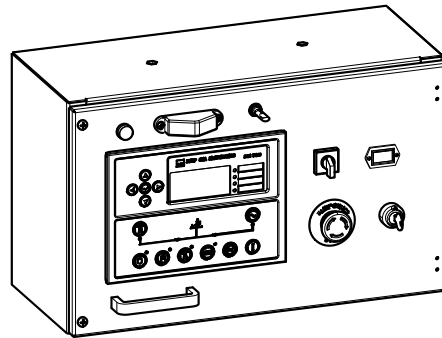


Engine Manufacturer/Brand .....	Cummins
Engine Model .....	6LTAA9.5-G1
Dry Weigh (approx.) .....	791Kg
Number of Cylinders .....	6
Bore .....	116.5mm
Stroke .....	148mm
Displacement .....	9.5L
Type of injection .....	Direct injection
Intake System .....	Turbocharged
Intake Resistance .....	≤6.22kPa
Cooling System .....	Water cooled
Fan .....	Pusher
Battery Voltage .....	24V
Type of Fuel .....	No.2-D per ASTM D975.
Type of Oil .....	API CD/SE or CCMCD4
Oil Capacity .....	32.4L
Type of Coolant .....	Glycol mixture
Coolant Capacity .....	11.1L
Back Pressure .....	≤10kPa
Standby Power .....	320kW
Prime Power .....	290kW



Alternator Manufacturer/Brand .....	Leroy Somer
Alternator Model .....	LSA 46.3 L10
Exciter .....	Brushless
Cooling Fan .....	Cast alloy aluminum
Windings .....	100% copper
Insulation Class .....	H
Winding Pitch .....	2/3
Terminals .....	12
Drip Proof .....	IP23
Altitude .....	≤1000m
Overspeed .....	2250rpm
Air Flow .....	0.58m <sup>3</sup> /s(50Hz),0.69m <sup>3</sup> /s(60Hz)
Voltage Regulation .....	±1.0%
Total Harmonic TGH / THCat no load < 1.5 % - on load < 5%	
Telephone Interference .....	THF<2%;TIF<50

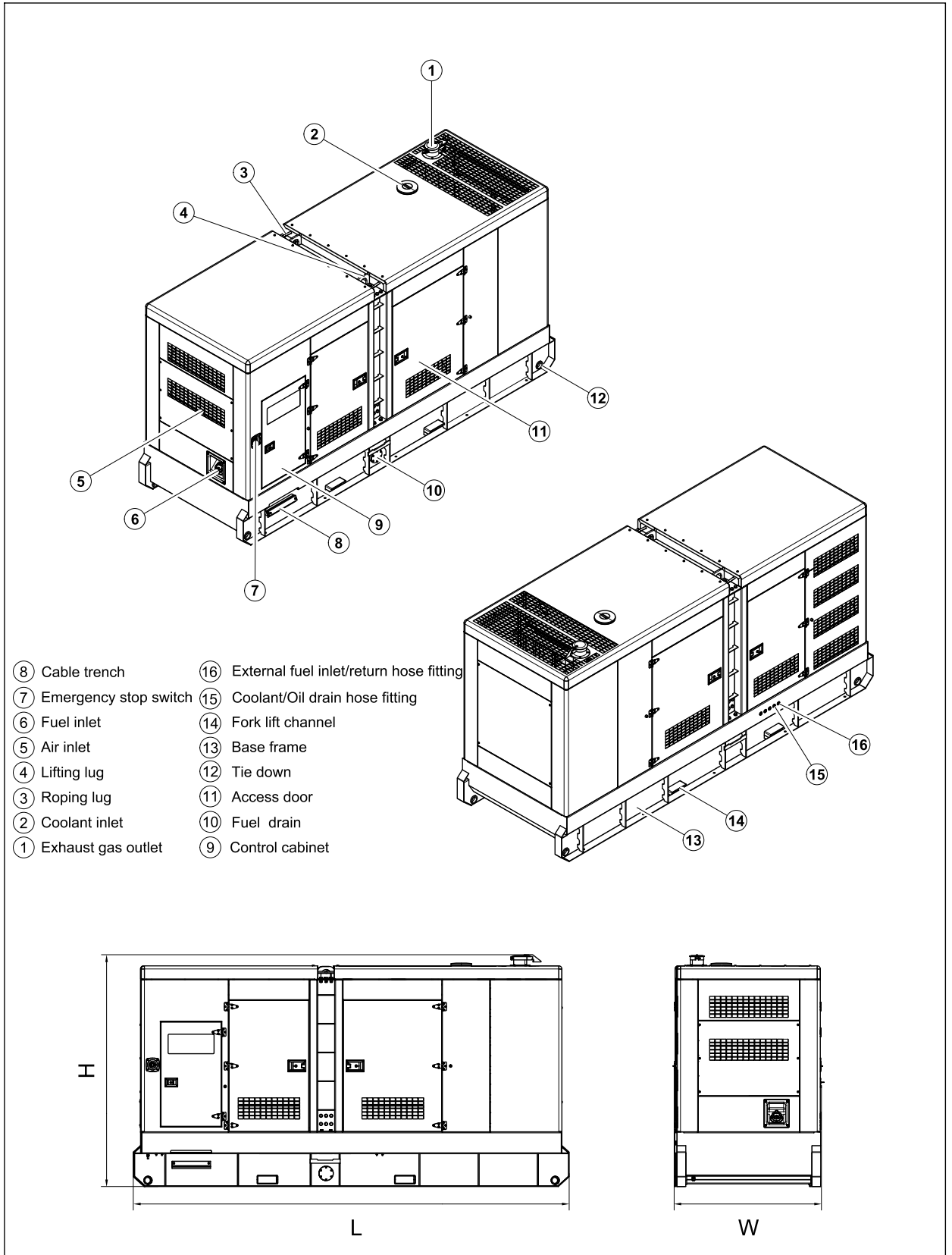
## PLC-7420 Control System



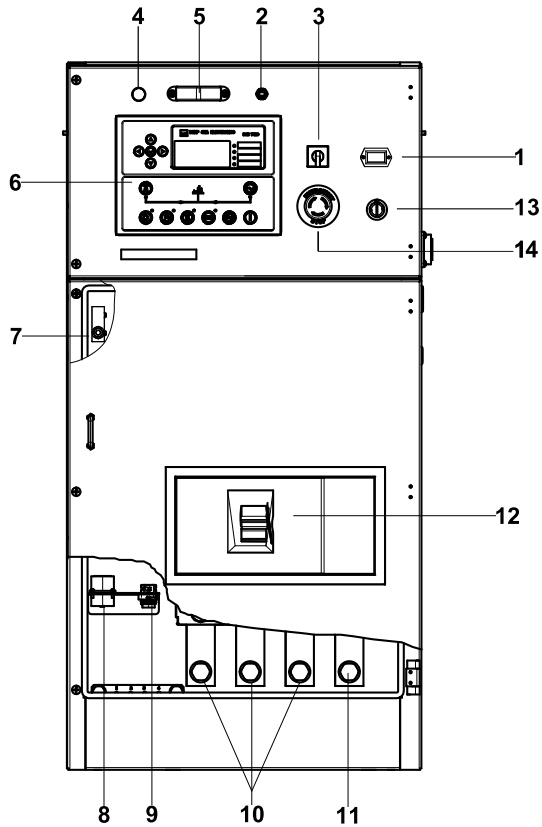
PLC-7420 is an advanced control module based on micro-processor, containing all necessary functions for protection of the genset and the breaker control. It can monitor the mains supply, and automatically start the engine when the mains is abnormal. Accurately measure various operational parameters and display all values and alarms information on the LCD. In addition, the control module can automatically shut down the engine and indicate the engine failure.

- Microprocessor control, with high stability and credibility
- Monitoring and measuring operational parameters of the mains supply and genset
- Indicating operation status, fault conditions, all parameters and alarms
- Multiple protections; multiple parameters display, like pressure, temp. etc.
- Manual, automatic and remote work mode selectable
- Real time clock for time and date display, overall runtime display, 250 log entries
- Overall power output display
- Integral speed/frequency detecting, telling status of start, rated operation, overspeed etc.
- Communication with PC via RS485 OR RS232 interface, using MODBUS protocol

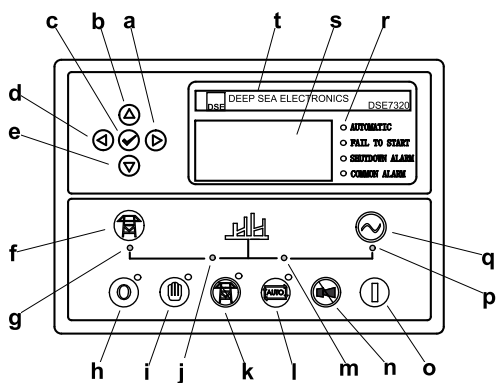
## 4 Overall Dimensions



## 4 Control System



**Control & Field wiring cabinet**



**Control module**

Ref.	Description
1	Time counter
2	Control cabinet lamp switch
3	Mains input changeover switch
4	Charge indicator
5	Control cabinet lamp
6	Control module
7	Limit switch
8	ATS connector
9	Remote run connector
10	Live wire terminals
11	Neutral wire terminal
12	Main circuit breaker
13	Key switch
14	Emergency stop switch

a	Button (next page)
b	Button (increase value / previous item)
c	Button (accept)
d	Button (previous page)
e	Button (decrease value / next item)
f	Button (transfer the load to the mains supply, when in Manual mode only)
g	Mains supply available LED
h	Stop / Reset button
i	Manual button (Manual control mode)
j	Mains supply on load LED
k	Test button (Test mode)
l	Auto button (Auto mode)
m	Genset on load LED
n	Mute/Lamp test button
o	Start button (Manual)
p	Genset available LED
q	Button (transfer the load to the genset, when in Manual mode only)
r	Alarm LED (4 alarm items)
s	LCD display
t	Control module name